



LeadView microscope Camera

2000AIO

高畫質數位攝影系統

產品特色

1. 2000AIO 為 All In One (HDMI + USB + SD) 微型電腦 C-mount 數位相機
2. 內建滑鼠功能控制相機
3. 影像可拍照、錄影並可調整白平衡、顏色飽和度、伽瑪值等
4. 高畫質 HDMI 影像輸出，1920 X 1080 解析度，每幀 FPS 60 秒
5. 不需透過電腦直接在螢幕上即時量測
6. 也可透過電腦軟體，可做 EDF 景深堆疊、拚圖、色階、量化、計數等功能
7. 應用範圍: 病理染色分析、珠寶鑑定、互動教學、醫學解剖影像紀錄、精密零件加工、半導體電子零件、PCB 檢測等
8. 11.6" HDMI 螢幕直接懸掛於顯微鏡上



提供 Olympus、Nikon、Zeiss、
Leica 等廠牌之 CCD 接頭

LeadView microscope Camera



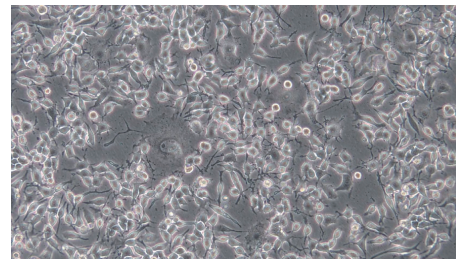
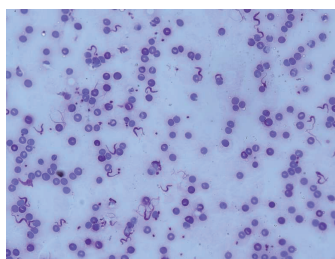
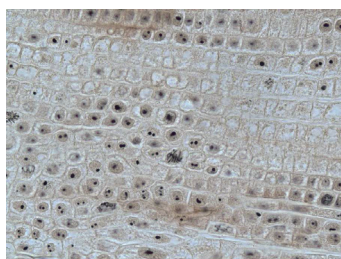
USB mouse Control



Stereo Scope

Specification

Model	2000 AIO(A)	2000 AIO(B)	2000 AIO(D)
CCD basic resolution in SD Card	2.1 Megapixel	5 Megapixel	2.1 Megapixel
Sensor Size	1/2.8"(5.5x3.4mm)	1/1.8"(6.22x4.67mm)	1/1.9"(7.2x4.5mm)
Exposure time	0.1ms~999ms	0.03ms~918ms	0.06ms~918ms
Live Image	60FPS(1920X1080) HDMI	60FPS(1920X1080) HDMI	60FPS(1920X1080) HDMI
	30FPS(1920X1080) USB	25FPS(1920X1080) WIFI	25FPS(1920X1080) WIFI
Interface	(1)USB mouse Control/USB to PC out put	(1)USB mouse Control/USB to WIFI out put	(1)USB mouse Control/USB to WIFI out put
	(2)HDMI out put	(2)HDMI out put	(2)HDMI out put
	(3) SD Card Slot	(3) SD Card Slot	(3) SD Card Slot
	(4) on/off : Power on/off Switch	(4) on/off : Power on/off Switch	(4) on/off : Power on/off Switch
Suitable adapter	0.37X~0.5X	0.5X~0.7X	0.5X~0.7X



萊得科技有限公司 Leader Scientific
 新北市新店區中興路一段270巷8號1樓
 電話：(02)8665-4486 傳真：(02)2913-0886

